

**2018 MUNICIPAL DATA SHEET
(Must Accompany 2018 Budget)**

MUNICIPALITY: TOWNSHIP OF MEDFORD

COUNTY: BURLINGTON

<u>Charles Watson</u> Mayor's Name	<u>12/31/2021</u> Term Expires
---------------------------------------	-----------------------------------

Governing Body Members	
Name	Term Expires
<u>Christopher Buoni</u>	<u>12/31/2019</u>
<u>Frank Czekay</u>	<u>12/31/2019</u>
<u>Bradley Denn</u>	<u>12/31/2021</u>
<u>Erik Rebstock</u>	<u>12/31/2021</u>
_____	_____
_____	_____
_____	_____
_____	_____
_____	_____
_____	_____
_____	_____

Municipal Officials	
<u>Katherine Burger</u> Municipal Clerk	{ <u>4/14/2009</u> Date of Orig. Appt. <u>C-1324</u> Cert No.
<u>Patricia Capasso</u> Tax Collector	{ <u>T-1051</u> Cert No.
<u>Albert Stanley</u> Chief Financial Officer	{ <u>N-0758</u> Cert No.
<u>Robert P. Nehila</u> Registered Municipal Accountant	{ <u>20CR0049900</u> Lic No.
<u>Timothy Prime</u> Municipal Attorney	

Official Mailing Address of Municipality

Township of Medford
17 North Main Street
Medford, New Jersey 08055
Fax #: (609) 953-4087

Please attach this to your 2018 Budget and Mail to:

Director, Division of Local Government Services
Department of Community Affairs
PO Box 803
Trenton NJ 08625

Division Use Only	
Municode:	_____
Public Hearing Date:	_____

2018


MUNICIPAL BUDGET

Municipal Budget of the Township of Medford County of Burlington for the Calendar Year 2018.

It is hereby certified the Budget and Capital Budget annexed hereto and hereby made a part hereof is a true copy of the Budget and Capital Budget approved by resolution of the Governing Body on the


20th day of March, 2018
and that public advertisement will be made in accordance with the provisions of N.J.S. 40A:4-6 and N.J.A.C. 5:30-4.4(d).

Certified by me, this 20th day of March, 2018


Clerk
17 North Main Street
Address
Medford, New Jersey 08055
Address
(609) 417-2608
Phone Number

It is hereby certified that the approved Budget annexed hereto and hereby made a part is an exact copy of the original on file with the Clerk of the Governing Body, that all additions are correct, all statements contained herein are in proof, and the total of anticipated revenues equals the total of appropriations.

Certified by me, this 20th day of March, 2018


Registered Municipal Accountant
Voorhees, New Jersey 08043
Address
601 White Horse Road
Address
(856) 435-6200
Phone Number

It is hereby certified that the approved Budget annexed hereto and hereby made a part is an exact copy of the original of file with the Clerk of the Governing Body, that all additions are correct, all statements contained herein are in proof, the total of anticipated revenues equals the total of appropriations and the budget is in full compliance with the Local Budget Law, N.J.S. 40A:4-1 et seq.

Certified by me, this 20th day of March, 2018


Chief Financial Officer

DO NOT USE THESE SPACES

CERTIFICATION OF ADOPTED BUDGET
(Do not advertise this Certification form)
It is hereby certified that the amount to be raised by taxation for local purposes has been compared with the approved Budget previously certified by me and any changes required as a condition to such approval have been made. The adopted budget is certified with respect to the foregoing only.
STATE OF NEW JERSEY
Department of Community Affairs
Director of the Division of Local Government Services
Dated: _____ 2018
By: _____

CERTIFICATION OF APPROVED BUDGET
It is hereby certified that the Approved Budget made part hereof complies with the requirements of law, and approval is given pursuant to N.J.S. 40A:4-79.
STATE OF NEW JERSEY
Department of Community Affairs
Director of the Division of Local Government Services
Dated: _____ 2018
By: _____

RESOLUTION 67-2018

MUNICIPAL BUDGET NOTICE

March 20, 2018

Section 1.

Municipal Budget of the Township of Medford, County of Burlington for the Calendar Year 2018

Be it Resolved, that the following statements of revenues and appropriations shall constitute the Municipal Budget for the Year 2018

Be it Further Resolved, that said Budget be published in the Burlington County Times

in the issue of March 25, 2018

The Governing Body of the Township of Medford does hereby approve the following as the Budget for the year 2018.

RECORDED VOTE
(INSERT LAST NAME)

Ayes	Czekay Denn Rebstock Watson	Nays	_____	Abstained	_____
				Absent	Buoni


Notice is hereby given that the Budget and Tax Resolution was approved by the Township Council of the Township of Medford, County of Burlington, on March 20, 2018

A Hearing on the Budget and Tax Resolution will be held at the Public Safety Building, on April 17, 2018 at

7:00 o'clock (P.M.) at which time and place objections to said Budget and Tax Resolution for the year 2018 may be presented by taxpayers or other interested persons.

Sheet 2

I certify that the foregoing Resolution was duly adopted at a regular meeting of the Township Council of the Township of Medford held on the 20th day of March, 2018.


Katherine E. Burger, RMC Township Clerk

EXPLANATORY STATEMENT

SUMMARY OF CURRENT FUND SECTION OF APPROVED BUDGET

				YEAR 2018
General Appropriations For:(Reference to item and sheet number should be omitted in advertised budget)				XXXXXXXXXX
1. Appropriations within "CAPS"-				XXXXXXXXXX
(a) Municipal Purposes {(item H-1, Sheet 19)(N.J.S. 40A:4-45.2)}				15,225,890.00
2. Appropriations excluded from "CAPS"				XXXXXXXXXX
(a) Municipal Purposes {item H-2, Sheet 28}(N.J.S. 40A:4-45.3 as amended)}				4,510,521.97
(b) Local District School Purposes in Municipal Budget(item K, Sheet 29)				-
Total General Appropriations excluded from "CAPS"(item O, sheet 29)				4,510,521.97
3. Reserve for Uncollected Taxes (item M, Sheet 29) Based on Estimated	99.04%	Percent of Tax Collections		926,557.68
		Building Aid Allowance	2018 - \$	
4 Total General Appropriations (item 9, Sheet 29)		for Schools-State Aid	2017 - \$	20,662,969.65
5. Less: Anticipated Revenues Other Than Current Property Tax (item 5, Sheet 11)				
(i.e. Surplus, Miscellaneous Revenues and Receipts from Delinquent Taxes)				8,373,038.97
6. Difference: Amount to be Raised by Taxes for Support of Municipal Budget (as follows)				XXXXXXXXXX
(a) Local Tax for Municipal Purposes Including Reserve for Uncollected Taxes (item 6(a), Sheet 11)				12,289,930.68
(b) Addition to Local District School Tax (item 6(b), Sheet 11)				-
(c) Minimum Library Tax				-

EXPLANATORY STATEMENT - (CONTINUED)
SUMMARY OF 2017 APPROPRIATIONS EXPENDED AND CANCELED

	General Budget		Water and Sewer Utility	
Budget Appropriations - Adopted Budget	20,464,503.00		8,766,225.00	
Budget Appropriation Added by N.J.S 40A:4-87	661,195.42		-	
Emergency Appropriations	-		-	
Total Appropriations	21,125,698.42	-	8,766,225.00	-
Expenditures:				
Paid or Charged (Including Reserve for Uncollected Taxes)	20,045,176.18		8,311,072.70	
Reserved	1,079,057.61		317,226.21	
Unexpended Balances Canceled	1,464.63		137,926.09	
Total Expenditures and Unexpended Balances Cancelled	21,125,698.42	-	8,766,225.00	-
Overexpenditures*	-	-	-	-

Explanations of Appropriations for "Other Expenses"
 The amounts appropriated under the title of "Other Expenses" are for operating costs other than "Salaries & Wages."

Some of the items included in "Other Expenses" are:

Materials, supplies and non-bondable equipment;

Repairs and maintenance of buildings, equipment, roads, etc.,

Contractual services for garbage and trash removal, fire hydrant service, aid to volunteer fire companies, etc;

Printing and advertising, utility services, insurance and many other items essential to the services rendered by municipal government.

*See Budget Appropriation items so marked to the right of column "Expended 2017 Reserved."

EXPLANATORY STATEMENT - (CONTINUED)

BUDGET MESSAGE

Appropriation CAP Calculation (1977 Cap)

The municipal budget for the calendar year 2018 has been prepared within the constraints imposed by Chapter 68, Public Laws of 1976, commonly know as the Appropriation Cap Law. This law imposes a limit on municipal expenditures, which, for the Township of Medford, is Calculated as follows:

Total General Appropriations for 2017	\$ 20,464,503.00	Amount on which 2.5% CAP is Applied (brought forward)	\$ 14,747,485.00
CAP Base Adjustments		2.5% CAP	<u>368,687.13</u>
		Allowable Operating Appropriations before Additional Exceptions per N.J.S.A. 40A:4-45.3	15,116,172.13
Subtotal	<u>20,464,503.00</u>		
Less Exceptions:		Additional Exceptions:	
Total Other Operations	\$ 102,500.00	Available from Banking - 2016	\$ -
Total Uniform Construction Code (UCC)	-	Available from Banking - 2017	-
Total Interlocal Service Agreements	574,520.00	Assessed Value of New Construction per Assessor's Certification	84,984.33
Total Additional Appropriations	-	Additional Increase in CAPS per COLA Ordinance	<u>147,474.85</u>
Total Public-Private Offset	196,961.00	Total Additional Exceptions	<u>232,459.18</u>
Total Capital Improvements	169,000.00	Total Allowable Appropriations Within CAPS for 2018	<u>\$ 15,348,631.31</u>
Total Debt Service	3,652,919.00	Total Appropriations Within CAPS for 2018	<u>\$ 15,225,890.00</u>
Total Deferred Charges	-		
Judgments	-		
Cash Deficit of Preceding Year	-		
Total Appropriation for School Purposes	-		
Transferred to Board of Education	-		
Reserve for Uncollected Taxes	<u>1,021,118.00</u>		
Total Exceptions	<u>5,717,018.00</u>		
Amount on which 2.5% CAP is Applied (carried forward)	14,747,485.00		

NOTE: Sheet 3b

MANDATORY MINIMUM BUDGET MESSAGE MUST INCLUDE THE FOLLOWING:

1. HOW THE 1977 "CAP" WAS CALCULATED. (Explain in words what the "CAPS" mean and show the figures.)
2. 2010 "CAP" LEVY CAP WORKBOOK SUMMARY
3. A SUMMARY BY FUNCTION OF THE APPROPRIATIONS THAT ARE SPREAD AMONG MORE THAN ONE OFFICIAL LINE ITEM
(e.g. if Police S&W appears in the regular section and also under "Operations Excluded from "CAPS" section, combine the figures for purposes of citizen understanding.)
4. INFORMATION OR A SCHEDULE SHOWING THE AMOUNTS CONTRIBUTED FROM EMPLOYEES, THE EMPLOYER SHARE AND THE TOTAL COST HEALTH CARE COVERAGE (Refer to LFN 2011-4).

EXPLANATORY STATEMENT - (CONTINUED)

BUDGET MESSAGE

Levy CAP Calculation

Chapter 62 of the Laws of 2007 imposed a Property Tax Levy CAP which was amended by P.L. 2008, Chapter 6 and further amended by P.L. 2010, Chapter 44 (S-29 R1) approved July 13, 2010. The law (N.J.S.A. 40A:4-45.44 through 45.47) establishes a formula that limits increases in the local unit amount to be raised by taxation for each local unit budget. The budget contained herewith is within the limits imposed by this law and for the Township of Medford is calculated as follows:

Prior Year Amount to be Raised by Taxation for Municipal Purposes	\$ 12,238,907.00	Balance (carried forward)	12,970,627.14
Cap Base Adjustment (+/-)			
Less: Prior Year Deferred Charges to Future Taxation Unfunded		Less - Cancelled or Unexpended Exclusions	1,465.00
Less: Prior Year Deferred Charges - Emergencies			
Less: Prior Year Recycling Tax	32,500.00	Adjusted Tax Levy After Exclusions	12,969,162.14
Less: Changes in Service Provider - Transfer of Service/ Function			
Net Prior Year Tax Levy for Municipal Purpose Tax for Cap Calculation	12,206,407.00	Additions:	
Plus: 2% Cap increase	244,128.14	New Ratables - Increased in Valuations	\$ 20,932,100.00
Adjusted Tax Levy	12,450,535.14	Prior Year's Local Municipal Purpose Tax Rate (per \$100)	0.406
Plus: Assumption of Service/ Function		Net Ratable Adjustment to Levy	84,984.33
Adjusted Tax Levy Prior to Exclusions	12,450,535.14	CY 2015 Cap Bank Utilized in CY 2018	-
		CY 2016 Cap Bank Utilized in CY 2018	-
		CY 2017 Cap Bank Utilized in CY 2018	-
Exclusions:		Amounts Approved by Referendum	-
Allowable Shared Service Agreements Increase			
Allowable Health Insurance Cost Increase		Maximum Allowable Amount to be Raised by Taxation	\$ 13,054,146.47
Allowable Pension Obligations Increase	124,037.00		
Allowable LOSAP Increase		Amount to be Raised by Taxation for Municipal Purposes	\$ 12,289,930.68
Allowable Capital Improvements Increase	365,055.00		
Allowable Debt Service and Capital Leases Increase		Unused CY 2018 Tax Levy Available for Banking (CY 2019 - CY 2021)	\$ 764,215.79
Recycling Tax Appropriation	31,000.00		
Deferred Charges to Future Taxation Unfunded			
Current Year Deferred Charges - Emergencies			
Add Total Exclusions	520,092.00		
Balance (carried forward)	12,970,627.14		

EXPLANATORY STATEMENT - (CONTINUED)

BUDGET MESSAGE

Split Function Appropriations:

The following appropriation(s) are appropriated inside and outside of the appropriation CAP:

NONE

Health Insurance Appropriation Recap:

The following is a recap of Health Insurance Costs for the Current Budget Year:

Total Health Insurance Cost	\$ 3,216,288.00
Less: Employee Contributions	<u>347,388.00</u>
Net Costs Appropriated	<u><u>\$ 2,868,900.00</u></u>
Current Fund Budget Inside CAP	\$ 2,635,500.00
Current Fund Budget Outside CAP	-
Utility Fund Budget Appropriation	<u>233,400.00</u>
	<u><u>\$ 2,868,900.00</u></u>

CURRENT FUND- ANTICIPATED REVENUES

GENERAL REVENUES	FCOA	Anticipated		Realized in Cash
		2018	2017	in 2017
1. Surplus Anticipated	08-101	2,498,500.00	1,944,000.00	1,944,000.00
2. Surplus Anticipated with Prior Written Consent of Director of Local Government Services	08-102			
Total Surplus Anticipated	08-100	2,498,500.00	1,944,000.00	1,944,000.00
3. Miscellaneous Revenues - Section A: Local Revenues	xxxxxxx	xxxxxxxxxxx	xxxxxxxxxxx	xxxxxxxxxxx
Licenses:	xxxxxxx	xxxxxxxxxxx	xxxxxxxxxxx	xxxxxxxxxxx
Alcoholic Beverages	08-103	20,000.00	20,000.00	33,688.00
Fees and Permits	08-105	151,720.00	157,810.00	175,570.86
Fines and Costs:	xxxxxxx			
Municipal Court	08-110	180,000.00	164,000.00	198,497.98
Interest and Costs on Taxes	08-112	220,000.00	220,000.00	234,491.01
Interest on Investments and Deposits	08-113	80,000.00	50,000.00	83,718.37
Tower Rental	08-163	8,000.00	9,000.00	8,800.00
Cable Television Fees	08-164	395,900.00	368,000.00	395,922.21
Emergency Medical Service Billing Income	08-166	580,000.00	580,000.00	612,048.70

CURRENT FUND- ANTICIPATED REVENUES-(continued)

GENERAL REVENUES	FCOA	Anticipated		Realized in Cash
		2018	2017	in 2017
3. Miscellaneous Revenues - Section A: Local Revenues (continued):	xxxxxxx	xxxxxxxxxxx	xxxxxxxxxxx	xxxxxxxxxxx
Total Section A: Local Revenues	08-001	1,635,620.00	1,568,810.00	1,742,737.13

CURRENT FUND- ANTICIPATED REVENUES-(continued)

GENERAL REVENUES	FCOA	Anticipated		Realized in Cash
		2018	2017	in 2017
3. Miscellaneous Revenues - Section B: State Aid Without Offsetting Appropriations	xxxxxxx	xxxxxxxxxxx	xxxxxxxxxxx	xxxxxxxxxxx
Transitional Aid	09-212			
Consolidated Municipal Property Tax Relief Act	09-200			
Energy Receipts Tax (P.L. 1997, Chapters 162 & 167)	09-202	1,981,293.00	1,981,293.00	1,981,293.00
Garden State Trust	09-201	9,842.00	9,842.00	9,842.00
Total Section B: State Aid Without Offsetting Appropriations	09-001	1,991,135.00	1,991,135.00	1,991,135.00

CURRENT FUND- ANTICIPATED REVENUES-(continued)

GENERAL REVENUES	FCOA	Anticipated		Realized in Cash
		2018	2017	in 2017
3. Miscellaneous Revenues - Section C: Dedicated Uniform Construction				
Code Fees Offset with Appropriations(N.J.S. 40A:4-36 & N.J.A.C 5:23-4.17)	xxxxxxx	xxxxxxxxxxx	xxxxxxxxxxx	xxxxxxxxxxx
Uniform Construction Code Fees	08-160	600,000.00	600,000.00	794,334.00
Special Item of General Revenue Anticipated with Prior Written				
Consent of Director of Local Government Services:	xxxxxxx	xxxxxxxxxxx	xxxxxxxxxxx	xxxxxxxxxxx
Additional Dedicated Uniform Construction Code Fees Offset with	xxxxxxx	xxxxxxxxxxx	xxxxxxxxxxx	xxxxxxxxxxx
Appropriations (NJS 40A:4-45.3h and NJAC 5:23-4.17)	xxxxxxx	xxxxxxxxxxx	xxxxxxxxxxx	xxxxxxxxxxx
Uniform Construction Code Fees	08-160			
Total Section C: Dedicated Uniform Construction Code Fees Offset with Appropriations	08-002	600,000.00	600,000.00	794,334.00

CURRENT FUND- ANTICIPATED REVENUES-(continued)

GENERAL REVENUES	FCOA	Anticipated		Realized in Cash
		2018	2017	in 2017
3. Miscellaneous Revenues - Section D:Special Items of General Revenue Anticipated				
With Prior Written Consent of the Director of Local Government Services -				
Shared Service Agreements Offset with Appropriations	xxxxxxx	xxxxxxxxxxx	xxxxxxxxxxx	xxxxxxxxxxx
Police Salaries - Lenape Regional High School District	11-240	528,240.00	518,520.00	576,670.90
Uniform Construction Code - Medford Lakes Borough	11-195	18,500.00	18,500.00	-
Municipal Court Administrator - Medford Lakes Borough	11-490	-	10,500.00	-
Tax Assessment Administration - Medford Lakes Borough	11-150	27,540.00	27,000.00	27,000.00
Total Section D: Shared Service Agreements Offset With Appropriations	11-001	574,280.00	574,520.00	603,670.90

CURRENT FUND- ANTICIPATED REVENUES-(continued)

GENERAL REVENUES	FCOA	Anticipated		Realized in Cash
		2018	2017	in 2017
3. Miscellaneous Revenue - Section E: Special Items of General Revenue Anticipated With				
Prior Written Consent of Director of Local Government services - Additional				
Revenue Offset with Appropriations (N.J.S. 40A:4-45.3h)	xxxxxxx	xxxxxxxxxxx	xxxxxxxxxxx	xxxxxxxxxxx
Total Section E: Special Item of General Revenue Anticipated with Prior Written				
Consent of Director of Local Government Services - Additional Revenues	08-003	-	-	-

CURRENT FUND- ANTICIPATED REVENUES-(continued)

GENERAL REVENUES	FCOA	Anticipated		Realized in Cash
		2018	2017	in 2017
3. Miscellaneous Revenues - Section F: Special Items of General Revenue				
Anticipated with Prior Written Consent of Director of Local Government				
Services - Public and Private Revenues Offset with Appropriations:	xxxxxxx	xxxxxxxxxxx	xxxxxxxxxxx	xxxxxxxxxxx
Art, Wine & Music Festival	10-881		3,181.00	3,181.00
Bullet Proof Vest	10-704		5,697.00	5,697.00
Body Worn Camera Assistance Program	10-810		16,500.00	16,500.00
Clean Communities Program	10-707		85,911.77	85,911.77
Community Development Block Grant	10-709		78,000.00	78,000.00
Drive Sober or Get Pulled Over - 2017 Year End Crackdown	10-721		5,500.00	5,500.00
Drive Sober or Get Pulled Over - Labor Day	10-721		5,500.00	5,500.00
Flying W Airport and Resort for Annual Special Events	10-881		6,000.00	6,000.00
Headwater Village Civic Association - Community Bonfire	10-881		950.00	950.00
Taste of Medford - Oktoberfest	10-881		4,000.00	4,000.00
Medford Celebrates Foundation – Independence Day Celebration	10-881		47,500.00	47,500.00
Medford Vincetown Rotary Halloween Parade	10-881		11,600.00	11,600.00
Municipal Alliance on Alcoholism and Drug Abuse	10-738		15,111.25	15,111.25
NJ DOT - Bicycle Network Plan	10-794		101,284.40	101,284.40
NJ DOT - Skeet Road Phase II	10-794		210,000.00	210,000.00
NJ Motor Vehicle Security and Customer Service Grant	10-881		99,962.00	99,962.00

CURRENT FUND- ANTICIPATED REVENUES-(continued)

GENERAL REVENUES	FCOA	Anticipated		Realized in Cash
		2018	2017	in 2017
3. Miscellaneous Revenues - Section F: Special Items of General Revenue				
Anticipated with Prior Written Consent of Director of Local Government				
Services - Public and Private Revenues Offset with Appropriations (Continued):	xxxxxxx	xxxxxxxxxxx	xxxxxxxxxxx	xxxxxxxxxxx
Recycling Tonnage Grant <i>(Prior Year Unappropriated)</i>	10-754	35,245.94	152,459.00	152,459.00
Sunrise Notary - Annual Dickens Festival	10-881	-	9,000.00	9,000.00
Drunk Driving Enforcement Fund <i>(Prior Year Unappropriated)</i>	10-722	4,087.80		
Body Armor Fund - 2017 <i>(Prior Year Unappropriated)</i>	10-703	3,231.73		
Body Armor Fund - 2018	10-703	2,438.50		

CURRENT FUND- ANTICIPATED REVENUES-(continued)

GENERAL REVENUES	FCOA	Anticipated		Realized in Cash
		2018	2017	in 2017
3. Miscellaneous Revenues - Section F: Special Items of General Revenue				
Anticipated with Prior Written Consent of Director of Local Government				
Services - Public and Private Revenues Offset with Appropriations (Continued):	xxxxxxx	xxxxxxxxxxx	xxxxxxxxxxx	xxxxxxxxxxx
Total Section F: Special Items of General Revenue Anticipated with Prior Written				
Consent of Director of Local Government Services - Public and Private Revenues	10-001	45,003.97	858,156.42	858,156.42

CURRENT FUND- ANTICIPATED REVENUES-(continued)

GENERAL REVENUES	FCOA	Anticipated		Realized in Cash
		2018	2017	in 2017
3. Miscellaneous Revenues - Section G: Special Items of General Revenue Anticipated				
with Prior Written Consent of Director of Local Government Services - Other Special Items	xxxxxxx	xxxxxxxxxxx	xxxxxxxxxxx	xxxxxxxxxxx
Liquidation of Interfund - Federal and State Grant Fund	08-169		170,000.00	170,000.00
Reserve for FEMA Revenue	08-181		110,670.00	110,670.17
Payment in Lieu of Taxes	09-204	129,500.00	129,500.00	154,378.40
General Capital Surplus	08-146	243,000.00		
Reserve for Payment of Debt Service	08-147	73,000.00		

CURRENT FUND- ANTICIPATED REVENUES-(continued)

GENERAL REVENUES	FCOA	Anticipated		Realized in Cash
		2018	2017	in 2017
3. Miscellaneous Revenues - Section G: Special Items of General				
Revenue Anticipated with Prior Written Consent of Director of Local				
Government Services - Other Special Items (continued):	xxxxxxx	xxxxxxxxxxx	xxxxxxxxxxx	xxxxxxxxxxx
Total Section G: Special Items of General Revenue Anticipated with Prior Written				
Consent of Director of Local Government Services - Other Special Items	08-004	445,500.00	410,170.00	435,048.57

CURRENT FUND- ANTICIPATED REVENUES-(continued)

GENERAL REVENUES	FCOA	Anticipated		Realized in Cash
		2018	2017	in 2017
Summary of Revenues	xxxxxxx	xxxxxxxxxxx	xxxxxxxxxxx	xxxxxxxxxxx
1. Surplus Anticipated (Sheet 4, #1)	08-101	2,498,500.00	1,944,000.00	1,944,000.00
2. Surplus Anticipated with Prior Written Consent of Director of Local Government Services(sheet 4, #2)	08-102	-	-	-
3. Miscellaneous Revenues	xxxxxxx	xxxxxxxxxxx	xxxxxxxxxxx	xxxxxxxxxxx
Total Section A: Local Revenues	08-001	1,635,620.00	1,568,810.00	1,742,737.13
Total Section B: State Aid Without Offsetting Appropriations	09-001	1,991,135.00	1,991,135.00	1,991,135.00
Total Section C: Dedicated Uniform Construction Code Fees Offset with Appropriations	08-002	600,000.00	600,000.00	794,334.00
Special items of General Revenue Anticipated with Prior Written Consent of				
Total Section D: Director of Local Government Services - Shared Service Agreements	11-001	574,280.00	574,520.00	603,670.90
Special items of General Revenue Anticipated with Prior Written Consent of				
Total Section E: Director of Local Government Services-Additional Revenues	08-003	-	-	-
Special items of General Revenue Anticipated with Prior Written Consent of				
Total Section F: Director of Local Government Services-Public and Private Revenues	10-001	45,003.97	858,156.42	858,156.42
Special items of General Revenue Anticipated with Prior Written Consent of				
Total Section G: Director of Local Government Services-Other Special Items	08-004	445,500.00	410,170.00	435,048.57
Total Miscellaneous Revenues	13-099	5,291,538.97	6,002,791.42	6,425,082.02
4. Receipts from Delinquent Taxes	15-499	583,000.00	940,000.00	965,332.98
5. Subtotal General Revenues (Items 1,2,3 and 4)	13-199	8,373,038.97	8,886,791.42	9,334,415.00
6. Amount to be Raised by Taxes for Support of Municipal Budget:	xxxxxxx			
a) Local Tax for Municipal Purposes Including Reserve for Uncollected Taxes	07-190	12,289,930.68	12,238,907.00	xxxxxxxxxxx
b) Addition to Local District School Tax	07-191	-		xxxxxxxxxxx
c) Minimum Library Tax	07-192	-		
Total Amount to be Raised by Taxes for Support of Municipal Budget	07-199	12,289,930.68	12,238,907.00	12,968,209.54
7. Total General Revenues	13-299	20,662,969.65	21,125,698.42	22,302,624.54

CURRENT FUND - APPROPRIATIONS

8. GENERAL APPROPRIATIONS	FCOA	Appropriated				Expended 2017	
		for 2018	for 2017	for 2017 by Emergency Appropriation	Total for 2017 As Modified By All Transfers	Paid or Charged	Reserved
(A) Operations - within "CAPS"							
General Government Functions:							
Department of Administration:							
Office of the Manager (General Administration):							
Salaries and Wages	20-100-1	71,993.00	65,450.00		69,740.00	52,439.10	17,300.90
Other Expenses	20-100-2	5,550.00	5,550.00		5,550.00	5,398.47	151.53
Human Resources (Personnel):							
Salaries and Wages	20-105-1	23,488.00	23,013.00		24,082.00	24,082.00	
Other Expenses	20-105-2	950.00	900.00		900.00	823.80	76.20
Mayor and Council:							
Salaries and Wages	20-110-1	17,497.00	17,497.00		17,497.00	17,496.50	0.50
Other Expenses	20-110-2	1,000.00	1,000.00		1,000.00	988.58	11.42
Office of the Clerk:							
Salaries and Wages	20-120-1	75,160.00	71,372.00		73,355.00	73,279.67	75.33
Other Expenses - Miscellaneous	20-120-2	45,950.00	45,950.00		46,112.00	35,961.38	10,150.62
Other Expenses - Elections	20-120-2	12,500.00	12,500.00		12,500.00	12,134.63	365.37

CURRENT FUND - APPROPRIATIONS

8. GENERAL APPROPRIATIONS (A) Operations - within "CAPS" (Continued)	FCOA	Appropriated				Expended 2017	
		for 2018	for 2017	for 2017 by Emergency Appropriation	Total for 2017 As Modified By All Transfers	Paid or Charged	Reserved
General Government Functions (Cont'd):							
Department of Finance:							
Office of the Treasurer (Financial Administration):							
Salaries and Wages	20-130-1	67,584.00	68,241.00		74,839.00	62,303.28	12,535.72
Other Expenses	20-130-2	33,070.00	32,970.00		33,440.00	31,993.03	1,446.97
Audit Services	20-135-2	29,000.00	29,000.00		31,500.00	25,400.00	6,100.00
Revenue Administration (Tax Collection):							
Salaries and Wages	20-145-1	65,672.00	64,456.00		64,456.00	60,760.70	3,695.30
Other Expenses	20-145-2	13,000.00	13,000.00		13,000.00	9,428.24	3,571.76
Division of Assessments (Tax Assessment Administration):							
Salaries and Wages	20-150-1	153,716.00	178,000.00		150,820.00	111,834.78	38,985.22
Other Expenses	20-150-2	49,000.00	49,195.00		49,195.00	42,839.27	6,355.73
Legal Services:							
Other Expenses	20-155-2	180,000.00	185,000.00		175,000.00	140,516.48	34,483.52
Engineering Services:							
Other Expenses	20-165-2	30,000.00	30,000.00		36,000.00	31,839.10	4,160.90
Economic Development Commission:							
Other Expenses	20-170-2	750.00	750.00		750.00	-	750.00

CURRENT FUND - APPROPRIATIONS

8. GENERAL APPROPRIATIONS (A) Operations - within "CAPS" (Continued)	FCOA	Appropriated				Expended 2017	
		for 2018	for 2017	for 2017 by Emergency Appropriation	Total for 2017 As Modified By All Transfers	Paid or Charged	Reserved
General Government Functions (Cont'd):							
Boards and Committees (Historical Sites Office):							
Other Expenses	20-175-2	2,000.00	1,900.00		1,900.00	774.25	1,125.75
Planning Board:							
Salaries and Wages	21-180-1	120,451.00	120,165.00		120,165.00	109,396.44	10,768.56
Other Expenses	21-180-2	50,650.00	54,625.00		54,625.00	26,941.78	27,683.22
Division of Zoning (Zoning Board of Adjustment):							
Other Expenses	21-185-2	37,800.00	30,125.00		30,125.00	27,444.25	2,680.75
Insurance:							
General Liability	23-210-2	259,000.00	263,339.00		265,002.00	255,629.00	9,373.00
Worker's Compensation Insurance	23-215-2	223,416.00	228,720.00		228,720.00	227,270.00	1,450.00
Group Insurance for Employees	23-220-2	1,310,500.00	1,310,500.00		1,371,210.00	1,070,475.86	300,734.14
Health Benefit Waiver	23-221-2	75,000.00	75,000.00		75,000.00	57,674.77	17,325.23
Retiree Health Benefits	23-220-2	1,325,000.00	1,349,900.00		1,349,900.00	1,300,436.42	49,463.58
Department of Public Safety:							
Police:							
Salaries and Wages	25-240-1	3,546,081.00	3,407,065.00		3,319,565.00	3,243,919.74	75,645.26
Other Expenses	25-240-2	292,750.00	283,140.00		363,140.00	360,094.03	3,045.97

CURRENT FUND - APPROPRIATIONS

8. GENERAL APPROPRIATIONS	FCOA	Appropriated				Expended 2017	
		for 2018	for 2017	for 2017 by Emergency Appropriation	Total for 2017 As Modified By All Transfers	Paid or Charged	Reserved
(A) Operations - within "CAPS" (Continued)							
General Government Functions (Cont'd):							
Fire:							
Other Expenses	25-255-2	-	138,672.00		138,672.00	137,666.40	1,005.60
First Aid Organizations:							
Salaries and Wages	25-260-1	-	185,906.00		185,906.00	153,224.02	32,681.98
Other Expenses	25-260-2	-	104,825.00		104,825.00	96,600.59	8,224.41
Emergency Medical Services:							
Salaries and Wages	25-261-1	195,500.00					
Other Expenses	25-261-2	107,675.00					
Emergency Management Services:							
Other Expenses	25-252-2	5,500.00	5,500.00		5,500.00	4,514.01	985.99
Uniform Fire Safety Act: (PL 1983 C. 383) (Fire Department, Including Uniform Fire Code Expenses):							
Salaries and Wages	25-265-1	539,849.00	514,868.00		514,868.00	487,545.21	27,322.79
Other Expenses	25-265-2	180,850.00	17,500.00		17,500.00	17,500.00	
Prosecutor:							
Other Expenses - Professional Services	25-275-1	18,000.00	18,000.00		18,000.00	17,875.00	125.00
Department of Public Works:							
Road Repairs and Maintenance:							
Salaries and Wages	26-290-1	167,975.00	163,144.00		163,144.00	156,986.01	6,157.99
Other Expenses	26-290-2	186,600.00	112,700.00		122,700.00	118,614.08	4,085.92

CURRENT FUND - APPROPRIATIONS

8. GENERAL APPROPRIATIONS (A) Operations - within "CAPS" (Continued)	FCOA	Appropriated				Expended 2017	
		for 2018	for 2017	for 2017 by Emergency Appropriation	Total for 2017 As Modified By All Transfers	Paid or Charged	Reserved
General Government Functions (Cont'd):							
Snow Removal (Streets & Roads Maintenance):							
Salaries and Wages	26-290-1	45,000.00	45,000.00		45,000.00	25,568.30	19,431.70
Other Expenses	26-290-2	90,000.00	85,000.00		85,000.00	84,999.70	0.30
Sanitation (Solid Waste Collection):							
Salaries and Wages	26-305-1	371,317.00	364,121.00		364,121.00	335,102.19	29,018.81
Other Expenses	26-305-2	963,700.00	904,200.00		904,200.00	900,443.59	3,756.41
Buildings and Grounds:							
Salaries and Wages	26-310-1	123,165.00	91,345.00		91,345.00	82,255.82	9,089.18
Other Expenses	26-310-2	105,250.00	104,250.00		127,137.00	122,845.84	4,291.16
Vehicle Maintenance:							
Salaries and Wages	26-315-1	91,855.00	89,222.00		89,222.00	85,397.12	3,824.88
Other Expenses	26-315-2	287,000.00	276,500.00		277,595.00	262,841.87	14,753.13
Community Services Act							
Other Expenses	26-325-2	50,000.00	31,000.00		31,000.00	28,318.88	2,681.12
Health and Human Services:							
Environmental Commission (NJS 40:56A-1) (Environmental Health Services):							
Other Expenses	27-335-2	400.00	400.00		400.00		400.00

CURRENT FUND - APPROPRIATIONS

8. GENERAL APPROPRIATIONS (A) Operations - within "CAPS" (Continued)	FCOA	Appropriated				Expended 2017	
		for 2018	for 2017	for 2017 by Emergency Appropriation	Total for 2017 As Modified By All Transfers	Paid or Charged	Reserved
General Government Functions (Cont'd):							
Department of Parks, Recreation and Education:							
Parks and Playgrounds:							
Salaries and Wages	28-375-1	33,334.00	32,675.00		32,675.00	28,067.31	4,607.69
Other Expenses	28-375-2	675.00	675.00		675.00	546.04	128.96
Landfill and Solid Waste Disposal Costs:							
Landfill Fees	32-465-2	789,900.00	778,350.00		778,350.00	737,018.17	41,331.83
Municipal Court:							
Salaries and Wages	43-490-1	131,793.00	119,204.00		119,204.00	100,838.70	18,365.30
Other Expenses	43-490-2	35,860.00	35,510.00		16,500.00	9,563.37	6,936.63
Utilities:							
Electricity an Natural Gas	31-435-2	140,000.00	150,000.00		159,653.00	104,881.73	54,771.27
Street Lighting	31-435-2	245,000.00	240,000.00		240,000.00	239,947.08	52.92
Telephone & Telegraph (Telecommunications)	31-440-2	60,000.00	79,000.00		80,633.00	65,919.58	14,713.42
Heating Gas/Oil	31-447-2	55,000.00	65,000.00		67,134.00	29,611.13	37,522.87
Gasoline/Diesel Fuel	31-447-2	180,000.00	200,000.00		200,000.00	138,183.25	61,816.75

CURRENT FUND - APPROPRIATIONS

8. GENERAL APPROPRIATIONS (A) Operations - within "CAPS" (Continued)	FCOA	Appropriated				Expended 2017	
		for 2018	for 2017	for 2017 by Emergency Appropriation	Total for 2017 As Modified By All Transfers	Paid or Charged	Reserved
Uniform Construction Code - Appropriations	XXXXX	XXXXXXXXXX	XXXXXXXXXX	XXXXXXXXXX	XXXXXXXXXX	XXXXXXXXXX	XXXXXXXXXX
Offset by Dedicated Revenues (N.J.A.C. 5:23-4.17)	XXXXX	XXXXXXXXXX	XXXXXXXXXX	XXXXXXXXXX	XXXXXXXXXX	XXXXXXXXXX	XXXXXXXXXX
State Uniform Construction Code							
Construction Official: (Other Code Enforcement Functions)	22-195						
Salaries and Wages	22-195-1	174,934.00	165,562.00		165,562.00	157,491.65	8,070.35
Other Expenses:							
Direct Costs	22-195-2	71,900.00	78,210.00		7,500.00	6,552.50	947.50
Indirect Costs	22-195-2	21,127.00	21,127.00				

CURRENT FUND - APPROPRIATIONS

8. GENERAL APPROPRIATIONS (A) Operations - within "CAPS" (Continued)	FCOA	Appropriated				Expended 2017	
		for 2018	for 2017	for 2017 by Emergency Appropriation	Total for 2017 As Modified By All Transfers	Paid or Charged	Reserved
UNCLASSIFIED:	XXXXX	XXXXXXXXXXXX	XXXXXXXXXXXX	XXXXXXXXXXXX	XXXXXXXXXXXX	XXXXXXXXXXXX	XXXXXXXXXXXX
Catastrophic Illness Fund (R.S. 26:2-48)	30-411-2	250.00	250.00		250.00	201.00	49.00
Hepatitis Vaccination	30-411-2	500.00	500.00		500.00	500.00	
Safety Supplies	30-411-2	8,745.00	7,126.00		7,126.00	7,005.67	120.33
Celebration of Public Events, Anniversary or Holiday	30-420-2	20,000.00	19,100.00		19,100.00	17,406.78	1,693.22
Accumulated Compensated Leave	30-415-1	10,000.00					

CURRENT FUND - APPROPRIATIONS

8. GENERAL APPROPRIATIONS (A) Operations - within "CAPS" (Continued)	FCOA	Appropriated				Expended 2017	
		for 2018	for 2017	for 2017 by Emergency Appropriation	Total for 2017 As Modified By All Transfers	Paid or Charged	Reserved
UNCLASSIFIED (CONTINUED):	XXXXX	XXXXXXXXXXXX	XXXXXXXXXXXX	XXXXXXXXXXXX	XXXXXXXXXXXX	XXXXXXXXXXXX	XXXXXXXXXXXX
Total Operations {item 8(A)} within "CAPS"	34-199	13,627,182.00	13,262,765.00	-	13,240,085.00	12,181,608.14	1,058,476.86
B. Contingent	35-470						
Total Operations Including Contingent-within "CAPS"	34-201	13,627,182.00	13,262,765.00	-	13,240,085.00	12,181,608.14	1,058,476.86
Detail:							
Salaries and Wages	34-201-1	6,026,364.00	5,786,306.00	-	5,685,566.00	5,367,988.54	317,577.46
Other Expenses (Including Contingent)	34-201-2	7,600,818.00	7,476,459.00	-	7,554,519.00	6,813,619.60	740,899.40

CURRENT FUND - APPROPRIATIONS

8. GENERAL APPROPRIATIONS	FCOA	Appropriated				Expended 2017	
		for 2018	for 2017	for 2017 by Emergency Appropriation	Total for 2017 As Modified By All Transfers	Paid or Charged	Reserved
(E) Deferred Charges and Statutory Expenditures-	XXXXX	XXXXXXXXXX	XXXXXXXXXX	XXXXXXXXXX	XXXXXXXXXX	XXXXXXXXXX	XXXXXXXXXX
Municipal within "CAPS"	XXXXX	XXXXXXXXXX	XXXXXXXXXX	XXXXXXXXXX	XXXXXXXXXX	XXXXXXXXXX	XXXXXXXXXX
(1) DEFERRED CHARGES	XXXXX	XXXXXXXXXX	XXXXXXXXXX	XXXXXXXXXX	XXXXXXXXXX	XXXXXXXXXX	XXXXXXXXXX
Emergency Authorizations	46-870			XXXXXXXXXX			XXXXXXXXXX
Overexpenditure of Grant	46-890-2		36,856.00	XXXXXXXXXX	36,856.00	36,856.00	XXXXXXXXXX
				XXXXXXXXXX			XXXXXXXXXX
				XXXXXXXXXX			XXXXXXXXXX
				XXXXXXXXXX			XXXXXXXXXX
				XXXXXXXXXX			XXXXXXXXXX
				XXXXXXXXXX			XXXXXXXXXX
				XXXXXXXXXX			XXXXXXXXXX
				XXXXXXXXXX			XXXXXXXXXX
				XXXXXXXXXX			XXXXXXXXXX
				XXXXXXXXXX			XXXXXXXXXX
				XXXXXXXXXX			XXXXXXXXXX
				XXXXXXXXXX			XXXXXXXXXX
				XXXXXXXXXX			XXXXXXXXXX
				XXXXXXXXXX			XXXXXXXXXX

CURRENT FUND - APPROPRIATIONS

8. GENERAL APPROPRIATIONS	FCOA	Appropriated				Expended 2017	
		for 2018	for 2017	for 2017 by Emergency Appropriation	Total for 2017 As Modified By All Transfers	Paid or Charged	Reserved
(E) Deferred Charges and Statutory Expenditures-	XXXXX	XXXXXXXXXXXX	XXXXXXXXXXXX	XXXXXXXXXXXX	XXXXXXXXXXXX	XXXXXXXXXXXX	XXXXXXXXXXXX
Municipal within "CAPS"(continued)	XXXXX	XXXXXXXXXXXX	XXXXXXXXXXXX	XXXXXXXXXXXX	XXXXXXXXXXXX	XXXXXXXXXXXX	XXXXXXXXXXXX
(2) STATUTORY EXPENDITURES:	XXXXX	XXXXXXXXXXXX	XXXXXXXXXXXX	XXXXXXXXXXXX	XXXXXXXXXXXX	XXXXXXXXXXXX	XXXXXXXXXXXX
Contribution to:							
Public Employees' Retirement System	36-471	198,052.00	176,399.00		182,399.00	181,954.31	444.69
Social Security System (O.A.S.I)	36-472	445,000.00	430,000.00		446,500.00	446,500.00	
Police and Firemen's Retirement System of N.J.	36-475	949,656.00	821,465.00		821,645.00	821,645.00	
Unemployment Insurance	23-225	-	20,000.00		20,000.00	10,000.00	10,000.00
Defined Contribution Retirement Program (Other Pension)	36-476	6,000.00					
Total Deferred Charges and Statutory							
Expenditures - Municipal within "CAPS"	34-209	1,598,708.00	1,484,720.00	-	1,507,400.00	1,496,955.31	10,444.69
(F) Judgments	37-480						
(G) Cash Deficit of Preceding Year	46-855						
(H-1)Total General Appropriations for Municipal							
Purposes within "Caps"	34-299	15,225,890.00	14,747,485.00	-	14,747,485.00	13,678,563.45	1,068,921.55

CURRENT FUND - APPROPRIATIONS

8. GENERAL APPROPRIATIONS	FCOA	Appropriated				Expended 2017	
		(A) Operations - Excluded from "CAPS"	for 2018	for 2017	for 2017 by Emergency Appropriation	Total for 2017 As Modified By All Transfers	Paid or Charged
LOSAP	25-285-2	70,000.00	70,000.00		70,000.00	70,000.00	
Landfill Recycling Tax	32-465-2	31,000.00	32,500.00		32,500.00	27,613.94	4,886.06

CURRENT FUND - APPROPRIATIONS

8. GENERAL APPROPRIATIONS		Appropriated				Expended 2017	
(A) Operations - Excluded from "CAPS" (Continued)	FCOA	for 2018	for 2017	for 2017 by Emergency Appropriation	Total for 2017 As Modified By All Transfers	Paid or Charged	Reserved
Total Other Operations - Excluded from "CAPS"	34-300	101,000.00	102,500.00	-	102,500.00	97,613.94	4,886.06

CURRENT FUND - APPROPRIATIONS

8. GENERAL APPROPRIATIONS		Appropriated				Expended 2017	
(A) Operations - Excluded from "CAPS" (Continued)	FCOA	for 2018	for 2017	for 2017 by Emergency Appropriation	Total for 2017 As Modified By All Transfers	Paid or Charged	Reserved
Uniform Construction Code Appropriations	XXXXX	XXXXXXXXXX	XXXXXXXXXX	XXXXXXXXXX	XXXXXXXXXX	XXXXXXXXXX	XXXXXXXXXX
Offset by Increased Fee Revenues (NJAC 5:23-4.17)	XXXXX	XXXXXXXXXX	XXXXXXXXXX	XXXXXXXXXX	XXXXXXXXXX	XXXXXXXXXX	XXXXXXXXXX
Total Uniform Construction Code Appropriations	22-999	-	-	-	-	-	-

CURRENT FUND - APPROPRIATIONS

8. GENERAL APPROPRIATIONS		Appropriated				Expended 2017	
(A) Operations - Excluded from "CAPS" (Continued)	FCOA	for 2018	for 2017	for 2017 by Emergency Appropriation	Total for 2017 As Modified By All Transfers	Paid or Charged	Reserved
Shared Service Agreements	XXXXX	XXXXXXXXXX	XXXXXXXXXX	XXXXXXXXXX	XXXXXXXXXX	XXXXXXXXXX	XXXXXXXXXX
Police Salaries & Wages:							
Lenape Regional High School District	42-240-1	528,240.00	518,520.00		518,520.00	518,520.00	
Uniform Construction Code - Salaries & Wages:							
Medford Lakes Borough	42-195-1	18,500.00	18,500.00		18,500.00	18,500.00	
Municipal Court - Salaries & Wages:							
Medford Lakes Borough	42-490-1	-	10,500.00		10,500.00	5,250.00	5,250.00
Tax Assessment Administration - Salaries & Wages:							
Medford Lakes Borough	42-150-1	27,540.00	27,000.00		27,000.00	27,000.00	
Total Shared Service Agreements	42-999	574,280.00	574,520.00	-	574,520.00	569,270.00	5,250.00

CURRENT FUND - APPROPRIATIONS

8. GENERAL APPROPRIATIONS		Appropriated				Expended 2017	
(A) Operations - Excluded from "CAPS" (Continued)	FCOA	for 2018	for 2017	for 2017 by Emergency Appropriation	Total for 2017 As Modified By All Transfers	Paid or Charged	Reserved
Shared Service Agreements	XXXXX	XXXXXXXXXX	XXXXXXXXXX	XXXXXXXXXX	XXXXXXXXXX	XXXXXXXXXX	XXXXXXXXXX
Total Shared Service Agreements	42-999	574,280.00	574,520.00	-	574,520.00	569,270.00	5,250.00

CURRENT FUND - APPROPRIATIONS

8. GENERAL APPROPRIATIONS (A) Operations - Excluded from "CAPS" (Continued)	FCOA	Appropriated				Expended 2017	
		for 2018	for 2017	for 2017 by Emergency Appropriation	Total for 2017 As Modified By All Transfers	Paid or Charged	Reserved
Additional Appropriations Offset by	XXXXX	XXXXXXXXXX	XXXXXXXXXX	XXXXXXXXXX	XXXXXXXXXX	XXXXXXXXXX	XXXXXXXXXX
Revenues (N.J.S. 40A:4-45.3h)	XXXXX	XXXXXXXXXX	XXXXXXXXXX	XXXXXXXXXX	XXXXXXXXXX	XXXXXXXXXX	XXXXXXXXXX
Total Additional Appropriations Offset by							
Revenues (N.J.S. 40A:4-45.3h)	34-303	-	-	-	-	-	-

CURRENT FUND - APPROPRIATIONS

8. GENERAL APPROPRIATIONS (A) Operations - Excluded from "CAPS" (Continued)	FCOA	Appropriated				Expended 2017	
		for 2018	for 2017	for 2017 by Emergency Appropriation	Total for 2017 As Modified By All Transfers	Paid or Charged	Reserved
Public and Private Programs Offset by Revenues	xxxxx	xxxxxxxxxxx	xxxxxxxxxxx	xxxxxxxxxxx	xxxxxxxxxxx	xxxxxxxxxxx	xxxxxxxxxxx
Art, Wine & Music Festival	41-881-2		3,181.00		3,181.00	3,181.00	
Bullet Proof Vest	41-704-2		5,697.00		5,697.00	5,697.00	
Body Worn Camera Assistance Program	41-810-2		16,500.00		16,500.00	16,500.00	
Clean Communities Program	41-707-2		85,911.77		85,911.77	85,911.77	
Community Development Block Grant	41-709-2		78,000.00		78,000.00	78,000.00	
Drive Sober or Get Pulled Over - 2017 Year End Crackdown	41-721-1		5,500.00		5,500.00	5,500.00	
Drive Sober or Get Pulled Over - Labor Day	41-721-1		5,500.00		5,500.00	5,500.00	
Flying W Airport and Resort for Annual Special Events	41-881-2		6,000.00		6,000.00	6,000.00	
Headwater Village Civic Association - Community Bonfire	41-881-2		950.00		950.00	950.00	
Medford Celebrates Foundation – Independence Day Celebrat	41-881-2		47,500.00		47,500.00	47,500.00	
Medford Vincetown Rotary Halloween Parade	41-881-2		11,600.00		11,600.00	11,600.00	
Municipal Alliance on Alcoholism and Drug Abuse	41-738-1		15,111.25		15,111.25	15,111.25	
NJ DOT - Bicycle Network Plan	41-794-2		101,284.40		101,284.40	101,284.40	
NJ DOT - Skeet Road Phase II	41-794-2		210,000.00		210,000.00	210,000.00	
NJ Motor Vehicle Security and Customer Service Grant	41-881-1		99,962.00		99,962.00	99,962.00	
Taste of Medford - Oktoberfest	41-881-1		4,000.00		4,000.00	4,000.00	

CURRENT FUND - APPROPRIATIONS

8. GENERAL APPROPRIATIONS (A) Operations - Excluded from "CAPS" (Continued)	FCOA	Appropriated				Expended 2017	
		for 2018	for 2017	for 2017 by Emergency Appropriation	Total for 2017 As Modified By All Transfers	Paid or Charged	Reserved
Public and Private Programs Offset by Revenues	xxxxx	xxxxxxxxxxx	xxxxxxxxxxx	xxxxxxxxxxx	xxxxxxxxxxx	xxxxxxxxxxx	xxxxxxxxxxx
(Continued)	xxxxx	xxxxxxxxxxx	xxxxxxxxxxx	xxxxxxxxxxx	xxxxxxxxxxx	xxxxxxxxxxx	xxxxxxxxxxx
Recycling Tonnage Grant	41-754-2	35,245.94	152,459.00		152,459.00	152,459.00	
Sunrise Notary - Annual Dickens Festival	41-881-1	-	9,000.00		9,000.00	9,000.00	
Drunk Driving Enforcement Fund	41-722-1	4,087.80					
Body Armor Fund - 2017	41-703-2	3,231.73					
Body Armor Fund - 2018	41-703-2	2,438.50					

CURRENT FUND - APPROPRIATIONS

8. GENERAL APPROPRIATIONS		Appropriated				Expended 2017	
(A) Operations - Excluded from "CAPS" (Continued)	FCOA	for 2018	for 2017	for 2017 by Emergency Appropriation	Total for 2017 As Modified By All Transfers	Paid or Charged	Reserved
Public and Private Programs Offset by Revenues	XXXXX	XXXXXXXXXX	XXXXXXXXXX	XXXXXXXXXX	XXXXXXXXXX	XXXXXXXXXX	XXXXXXXXXX
(Continued)	XXXXX	XXXXXXXXXX	XXXXXXXXXX	XXXXXXXXXX	XXXXXXXXXX	XXXXXXXXXX	XXXXXXXXXX
Total Public and Private Programs Offset							
by Revenues	40-999	45,003.97	858,156.42	-	858,156.42	858,156.42	-
							-
Total Operations - Excluded from "CAPS"	34-305	720,283.97	1,535,176.42	-	1,535,176.42	1,525,040.36	10,136.06
Detail:							
Salaries & Wages	34-305-1	578,367.80	713,593.25	-	713,593.25	708,343.25	5,250.00
Other Expenses	34-305-2	141,916.17	821,583.17	-	821,583.17	816,697.11	4,886.06

CURRENT FUND - APPROPRIATIONS

8. GENERAL APPROPRIATIONS (C) Capital Improvements - Excluded from "CAPS"	FCOA	Appropriated				Expended 2017	
		for 2018	for 2017	for 2017 by Emergency Appropriation	Total for 2017 As Modified By All Transfers	Paid or Charged	Reserved
Down Payments on Improvements	44-902						
Capital Improvement Fund	44-901	534,055.00	169,000.00		169,000.00	169,000.00	

CURRENT FUND - APPROPRIATIONS

8. GENERAL APPROPRIATIONS (C) Capital Improvements - Excluded from "CAPS" (Continued)	FCOA	Appropriated				Expended 2017	
		for 2018	for 2017	for 2017 by Emergency Appropriation	Total for 2017 As Modified By All Transfers	Paid or Charged	Reserved
Public and Private Programs Offset by Revenues:	XXXXX	XXXXXXXXXXXX	XXXXXXXXXXXX	XXXXXXXXXXXX	XXXXXXXXXXXX	XXXXXXXXXXXX	XXXXXXXXXXXX
Total Capital Improvements Excluded from "CAPS"	44-999	534,055.00	169,000.00	-	169,000.00	169,000.00	-

CURRENT FUND - APPROPRIATIONS

8. GENERAL APPROPRIATIONS	FCOA	Appropriated				Expended 2017	
		for 2018	for 2017	for 2017 by Emergency Appropriation	Total for 2017 As Modified By All Transfers	Paid or Charged	Reserved
(D)Municipal Debt Service - Excluded from "CAPS"							
Payment of Bond Principal	45-920	2,872,687.00	3,080,676.00		3,080,676.00	3,080,676.00	XXXXXXXXXX
Payment of Bond Anticipation Notes and Capital Notes	45-925						XXXXXXXXXX
Interest on Bonds	45-930	237,952.00	516,243.00		516,243.00	516,243.00	XXXXXXXXXX
Interest on Notes	45-935	145,544.00	56,000.00		56,000.00	54,535.37	XXXXXXXXXX
Green Trust Loan Program:	XXXXX	XXXXXXXXXX	XXXXXXXXXX	XXXXXXXXXX	XXXXXXXXXX	XXXXXXXXXX	XXXXXXXXXX
Loan Repayments for Principal and Interest	45-940						XXXXXXXXXX
							XXXXXXXXXX
							XXXXXXXXXX
							XXXXXXXXXX
							XXXXXXXXXX
							XXXXXXXXXX
							XXXXXXXXXX
							XXXXXXXXXX
							XXXXXXXXXX
							XXXXXXXXXX
							XXXXXXXXXX
							XXXXXXXXXX
							XXXXXXXXXX
							XXXXXXXXXX
							XXXXXXXXXX
Total Municipal Debt Service-Excluded from "CAPS"	45-999	3,256,183.00	3,652,919.00	-	3,652,919.00	3,651,454.37	XXXXXXXXXX

CURRENT FUND - APPROPRIATIONS

8. GENERAL APPROPRIATIONS	FCOA	Appropriated				Expended 2017	
		for 2018	for 2017	for 2017 by Emergency Appropriation	Total for 2017 As Modified By All Transfers	Paid or Charged	Reserved
(E) Deferred Charges - Municipal Excluded from "CAPS"							
(1) DEFERRED CHARGES:	xxxxx	xxxxxxxxxxx	xxxxxxxxxxx	xxxxxxxxxxx	xxxxxxxxxxx	xxxxxxxxxxx	xxxxxxxxxxx
Emergency Authorizations	46-870			xxxxxxxxxxx			xxxxxxxxxxx
Special Emergency Authorizations-				xxxxxxxxxxx			xxxxxxxxxxx
5 Years(N.J.S.40A:4-55)	46-875			xxxxxxxxxxx			xxxxxxxxxxx
Special Emergency Authorizations-				xxxxxxxxxxx			xxxxxxxxxxx
3 Years (N.J.S. 40A:4-55.1 & 40A:4-55.13)	46-871			xxxxxxxxxxx			xxxxxxxxxxx
				xxxxxxxxxxx			xxxxxxxxxxx
				xxxxxxxxxxx			xxxxxxxxxxx
				xxxxxxxxxxx			xxxxxxxxxxx
Total Deferred Charges - Municipal-				xxxxxxxxxxx			xxxxxxxxxxx
Excluded from "CAPS"	46-999	-	-	xxxxxxxxxxx	-	-	xxxxxxxxxxx
(F) Judgments (N.J.S.A. 40A:4-45.3cc)	37-480			xxxxxxxxxxx			xxxxxxxxxxx
(N)Transferred to Board of Education for Use of				xxxxxxxxxxx			xxxxxxxxxxx
Local Schools (N.J.S.A. 40:48-17.1 & 17.3)	29-405			xxxxxxxxxxx			xxxxxxxxxxx
				xxxxxxxxxxx			xxxxxxxxxxx
(G)With Prior Consent of Local Finance Board:				xxxxxxxxxxx			xxxxxxxxxxx
Cash Deficit of Preceding Year	46-885			xxxxxxxxxxx			xxxxxxxxxxx
				xxxxxxxxxxx			xxxxxxxxxxx
(H-2) Total General Appropriations for Municipal				xxxxxxxxxxx			xxxxxxxxxxx
Purposes Excluded from "CAPS"	34-309	4,510,521.97	5,357,095.42	-	5,357,095.42	5,345,494.73	10,136.06

CURRENT FUND - APPROPRIATIONS

8. GENERAL APPROPRIATIONS	FCOA	Appropriated				Expended 2017	
		for 2018	for 2017	for 2017 by Emergency Appropriation	Total for 2017 As Modified By All Transfers	Paid or Charged	Reserved
For Local District School Purposes-Excluded from "CAPS"	xxxxxx	xxxxxxxxxxx	xxxxxxxxxxx	xxxxxxxxxxx	xxxxxxxxxxx	xxxxxxxxxxx	xxxxxxxxxxx
(1) Type 1 District School Debt Service	xxxxxx	xxxxxxxxxxx	xxxxxxxxxxx	xxxxxxxxxxx	xxxxxxxxxxx	xxxxxxxxxxx	xxxxxxxxxxx
Payment of Bond Principal	48-920						xxxxxxxxxxx
Payment of Bond Anticipation Notes	48-925						xxxxxxxxxxx
Interest on Bonds	48-930						xxxxxxxxxxx
Interest on Notes	48-935						xxxxxxxxxxx
Total of Type 1 District School Debt Service -Excluded from "CAPS"	48-999	-	-	-	-	-	xxxxxxxxxxx
(J) Deferred Charges and Statutory Expenditures-							
Local School - Excluded from "CAPS"	xxxxxx	xxxxxxxxxxx	xxxxxxxxxxx	xxxxxxxxxxx	xxxxxxxxxxx	xxxxxxxxxxx	xxxxxxxxxxx
Emergency Authorizations - Schools	29-406			xxxxxxxxxxx			xxxxxxxxxxx
Capital Project for Land, Building or Equipment N.J.S. 18A:22-20	29-407						xxxxxxxxxxx
Total of Deferred Charges and Statutory Expenditures- Local School- Excluded from "CAPS"	29-409	-	-	-	-	-	xxxxxxxxxxx
(K)Total Municipal Appropriations for Local District School Purposes {(item (1) and (j))- Excluded from "CAPS"	29-410	-	-	-	-	-	xxxxxxxxxxx
(O) Total General Appropriations - Excluded from "CAPS"	34-399	4,510,521.97	5,357,095.42	-	5,357,095.42	5,345,494.73	10,136.06
(L)Subtotal General Appropriations {items (H-1) and (O)}	34-400	19,736,411.97	20,104,580.42	-	20,104,580.42	19,024,058.18	1,079,057.61
(M) Reserve for Uncollected Taxes	50-899	926,557.68	1,021,118.00	xxxxxxxxxxx	1,021,118.00	1,021,118.00	xxxxxxxxxxx
9. Total General Appropriations	34-499	20,662,969.65	21,125,698.42	-	21,125,698.42	20,045,176.18	1,079,057.61

CURRENT FUND - APPROPRIATIONS

8. GENERAL APPROPRIATIONS Summary of Appropriations	FCOA	Appropriated				Expended 2017	
		for 2018	for 2017	for 2017 by Emergency Appropriation	Total for 2017 As Modified By All Transfers	Paid or Charged	Reserved
(H-1) Total General Appropriations for Municipal Purposes within "CAPS"	34-299	15,225,890.00	14,747,485.00	-	14,747,485.00	13,678,563.45	1,068,921.55
	xxxxxxx						
(A) Operations- Excluded from "CAPS"	xxxxxxx	xxxxxxxxxxx	xxxxxxxxxxx	xxxxxxxxxxx	xxxxxxxxxxx	xxxxxxxxxxx	xxxxxxxxxxx
Other Operations	34-300	101,000.00	102,500.00	-	102,500.00	97,613.94	4,886.06
Uniform Construction Code	22-999	-	-	-	-	-	-
Shared Service Agreements	42-999	574,280.00	574,520.00	-	574,520.00	569,270.00	5,250.00
Additional Appropriations Offset by Revs.	34-303	-	-	-	-	-	-
Public & Private Progs Offset by Revs.	40-999	45,003.97	858,156.42	-	858,156.42	858,156.42	-
Total Operations- Excluded from "CAPS"	34-305	720,283.97	1,535,176.42	-	1,535,176.42	1,525,040.36	10,136.06
(C) Capital Improvements	44-999	534,055.00	169,000.00	-	169,000.00	169,000.00	-
(D) Municipal Debt Service	45-999	3,256,183.00	3,652,919.00	-	3,652,919.00	3,651,454.37	xxxxxxxxxxx
(E) Total Deferred Charges (sheet 28)	46-999	-	-	xxxxxxxxxxx	-	-	xxxxxxxxxxx
(F) Judgments	37-480	-	-	xxxxxxxxxxx	-	-	xxxxxxxxxxx
(G) Cash Deficit	46-885	-	-	xxxxxxxxxxx	-	-	xxxxxxxxxxx
(K) Local District School Purposes	24-410	-	-	-	-	-	xxxxxxxxxxx
(N) Transferred to Board of Education	29-405	-	-	xxxxxxxxxxx	-	-	xxxxxxxxxxx
(M) Reserve for Uncollected Taxes	50-899	926,557.68	1,021,118.00	xxxxxxxxxxx	1,021,118.00	1,021,118.00	xxxxxxxxxxx
Total General Appropriations	34-499	20,662,969.65	21,125,698.42	-	21,125,698.42	20,045,176.18	1,079,057.61

DEDICATED WATER UTILITY BUDGET

DEDICATED REVENUES FROM WATER UTILITY	FCOA	Anticipated		Realized in Cash in 2017
		2018	2017	
Operating Surplus Anticipated	08-501			
Operating Surplus Anticipated with Prior Written Consent of Director of Local Government Services	08-502			
Total Operating Surplus Anticipated	08-500	-	-	-
Water and Sewer Rents	08-503			
Fire Hydrant Service	08-504			
Miscellaneous	08-505			
Special Items of General Revenue Anticipated with Prior Written Consent of Director of Local Government Services	xxxxxxx	xxxxxxxxxxx	xxxxxxxxxxx	xxxxxxxxxxx
Deficit (General Budget)	08-549			
Total Water Utility Revenues	08-599	-	-	-

* Note: Use pages 31, 32 and 33 for water utility only

All other utilities use sheets 34, 35 and 36

DEDICATED WATER UTILITY BUDGET - (CONTINUED)

* Note: Use sheet 32 for Water Utility only.

11. APPROPRIATIONS FOR WATER UTILITY	FCOA	Appropriated				Expended 2017	
		for 2018	for 2017	for 2017 By Emergency Appropriation	Total for 2017 As Modified By All Transfers	Paid or Charged	Reserved
Operating:	XXXXXX	XXXXXXXXXX	XXXXXXXXXX	XXXXXXXXXX	XXXXXXXXXX	XXXXXXXXXX	XXXXXXXXXX
Salaries & Wages	55-501						
Other Expenses	55-502						
Capital Improvements:	XXXXXX	XXXXXXXXXX	XXXXXXXXXX	XXXXXXXXXX	XXXXXXXXXX	XXXXXXXXXX	XXXXXXXXXX
Down Payments on Improvements	55-510						
Capital Improvement Fund	55-511						
Capital Outlay	55-512						
Debt Service		XXXXXXXXXX	XXXXXXXXXX	XXXXXXXXXX	XXXXXXXXXX	XXXXXXXXXX	XXXXXXXXXX
Payment of Bond Principal	55-520						XXXXXXXXXX
Payment of Bond Anticipation Notes and							
Capital Notes	55-521						XXXXXXXXXX
Interest on Bonds	55-522						XXXXXXXXXX
Interest on Notes	55-523						XXXXXXXXXX
							XXXXXXXXXX

DEDICATED WATER UTILITY BUDGET - (CONTINUED)

* Note: Use sheet 33 for Water Utility only.

11. APPROPRIATIONS FOR WATER UTILITY	FCOA	Appropriated				Expended 2017	
		for 2018	for 2017	for 2017 By Emergency Appropriation	Total for 2017 As Modified By All Transfers	Paid or Charged	Reserved
Deferred Charges and Statutory Expenditures:	xxxxxx	xxxxxxxxxx	xxxxxxxxxx	xxxxxxxxxx	xxxxxxxxxx	xxxxxxxxxx	xxxxxxxxxx
DEFERRED CHARGES:	xxxxxx	xxxxxxxxxx	xxxxxxxxxx	xxxxxxxxxx	xxxxxxxxxx	xxxxxxxxxx	xxxxxxxxxx
Emergency Authorizations	55-530			xxxxxxxxxx			xxxxxxxxxx
Unfunded Ordinance - Ordinance 1998-14	55-872			xxxxxxxxxx			xxxxxxxxxx
Unfunded Ordinance - Ordinance 2002-19	55-872			xxxxxxxxxx			xxxxxxxxxx
Unfunded Ordinance - Ordinance 2007-09	55-872			xxxxxxxxxx			xxxxxxxxxx
Unfunded Ordinance - Ordinance 2007-11	55-872			xxxxxxxxxx			xxxxxxxxxx
Unfunded Ordinance - Ordinance 2008-20	55-872			xxxxxxxxxx			xxxxxxxxxx
Unfunded Ordinance - Ordinance 2009-12	55-872			xxxxxxxxxx			xxxxxxxxxx
Unfunded Ordinance - Ordinance 2010-21	55-872			xxxxxxxxxx			xxxxxxxxxx
STATUTORY EXPENDITURES:	xxxxxx	xxxxxxxxxx	xxxxxxxxxx	xxxxxxxxxx	xxxxxxxxxx	xxxxxxxxxx	xxxxxxxxxx
Contribution To:							
Public Employees' Retirement System	55-540						
Social Security System (O.A.S.I)	55-541						
Unemployment Compensation Insurance (N.J.S.A. 43:21-3 et. seq.)	55-542						
Retiree Health Benefits	55-543						
Judgments	55-531						
Deficits in Operations in Prior Years	55-532			xxxxxxxxxx			xxxxxxxxxx
Surplus (General Budget)	55-545			xxxxxxxxxx			xxxxxxxxxx
Total Water Utility Appropriations	55-599	-	-	-	-	-	-

DEDICATED WATER AND SEWER UTILITY BUDGET

10. DEDICATED REVENUES FROM WATER AND SEWER UTILITY	FCOA	Anticipated		Realized in Cash in 2017
		2018	2017	
Operating Surplus Anticipated	08-501	1,000,000.00	1,421,225.00	1,421,225.00
Operating Surplus Anticipated with Prior Written Consent of Director of Local Government Services	08-502			
Total Operating Surplus Anticipated	08-500	1,000,000.00	1,421,225.00	1,421,225.00
Water and Sewer Rents	08-503	6,000,000.00	6,300,000.00	6,062,704.07
Miscellaneous	08-505	948,076.00	1,045,000.00	970,138.41
Special Items of General Revenue Anticipated with Prior Written Consent of Director of Local Government Services	xxxxxx	xxxxxxxxxx	xxxxxxxxxx	xxxxxxxxxx
Deficit(General Budget)	08-549			
Total Water and Sewer Utility Revenues	08-599	7,948,076.00	8,766,225.00	8,454,067.48

Use a separate set of sheets for each separate Utility.

DEDICATED WATER AND SEWER UTILITY BUDGET - (CONTINUED)

	FCOA	Appropriated				Expended 2017	
		for 2018	for 2017	for 2017 by Emergency Appropriation	Total for 2017 As Modified By All Transfers	Paid or Charged	Reserved
11. APPROPRIATIONS FOR WATER AND SEWER UTILITY							
Operating:	xxxxxx	xxxxxxxxxx	xxxxxxxxxx	xxxxxxxxxx	xxxxxxxxxx	xxxxxxxxxx	xxxxxxxxxx
Salaries & Wages	55-501	842,034.00	777,469.00		777,469.00	735,209.82	42,259.18
Other Expenses	55-502	2,939,350.00	2,914,931.00		2,896,930.00	2,673,003.61	223,926.39
Capital Improvements:	xxxxxx	xxxxxxxxxx	xxxxxxxxxx	xxxxxxxxxx	xxxxxxxxxx	xxxxxxxxxx	xxxxxxxxxx
Down Payments on Improvements	55-510						
Capital Improvement Fund	55-511	1,179,568.00	1,677,450.00	xxxxxxxxxx	1,677,450.00	1,677,450.00	
Capital Outlay	55-512	94,000.00	94,000.00		94,000.00	85,345.20	8,654.80
Debt Service	xxxxxx	xxxxxxxxxx	xxxxxxxxxx	xxxxxxxxxx	xxxxxxxxxx	xxxxxxxxxx	xxxxxxxxxx
Payment of Bond Principal	55-520	977,200.00	2,031,338.00		2,049,339.00	2,049,338.34	xxxxxxxxxx
Payment of Bond Anticipation Notes and Capital Notes	55-521						xxxxxxxxxx
Interest on Bonds	55-522	281,910.00	700,486.00		700,486.00	562,560.57	xxxxxxxxxx
Payment of Loan Principal	55-524	1,089,281.00					xxxxxxxxxx
Interest on Loans	55-524	289,766.00					xxxxxxxxxx

DEDICATED WATER AND SEWER UTILITY BUDGET - (CONTINUED)

	FCOA	Appropriated				Expended 2017	
		for 2018	for 2017	for 2017 by Emergency Appropriation	Total for 2017 As Modified By All Transfers	Paid or Charged	Reserved
11. APPROPRIATIONS FOR WATER AND SEWER UTILITY							
Deferred Charges and Statutory Expenditures:	xxxxxx	xxxxxxxxxx	xxxxxxxxxx	xxxxxxxxxx	xxxxxxxxxx	xxxxxxxxxx	xxxxxxxxxx
DEFERRED CHARGES:	xxxxxx	xxxxxxxxxx	xxxxxxxxxx	xxxxxxxxxx	xxxxxxxxxx	xxxxxxxxxx	xxxxxxxxxx
Emergency Authorizations	55-530			xxxxxxxxxx			xxxxxxxxxx
Unfunded Ordinances:				xxxxxxxxxx			xxxxxxxxxx
Ordinance 1998-14	55-533		8,004.00	xxxxxxxxxx	8,004.00	8,004.00	xxxxxxxxxx
Ordinance 2002-19	55-533		50,291.00	xxxxxxxxxx	50,291.00	50,291.00	xxxxxxxxxx
Ordinance 2007-09	55-533		267.00	xxxxxxxxxx	267.00	267.00	xxxxxxxxxx
Ordinance 2007-11	55-533		618.00	xxxxxxxxxx	618.00	618.00	xxxxxxxxxx
Ordinance 2008-20	55-533		89,631.00	xxxxxxxxxx	89,631.00	89,631.00	xxxxxxxxxx
Ordinance 2009-12	55-533		95,689.00	xxxxxxxxxx	95,689.00	95,689.00	xxxxxxxxxx
Ordinance 2010-21	55-533		83,040.00	xxxxxxxxxx	83,040.00	83,040.00	xxxxxxxxxx
STATUTORY EXPENDITURES:	xxxxxx	xxxxxxxxxx	xxxxxxxxxx	xxxxxxxxxx	xxxxxxxxxx	xxxxxxxxxx	xxxxxxxxxx
Contribution to:							
Public Employees' Retirement System	55-540	93,200.00	83,011.00		83,011.00	83,011.00	
Social Security System (O.A.S.I.)	55-541	62,000.00	60,000.00		60,000.00	56,518.32	3,481.68
Unemployment Compensation Insurance (N.J.S.A. 43:21-3 et. seq.)	55-542						
Retiree Health Benefits	55-220	80,000.00	100,000.00		100,000.00	61,095.84	38,904.16
Judgments	55-531						
Deficits in Operation in Prior Years	55-532	19,767.00		xxxxxxxxxx			xxxxxxxxxx
Surplus(General Budget)	55-545			xxxxxxxxxx			xxxxxxxxxx
Total Water and Sewer Utility Appropriations	55-599	7,948,076.00	8,766,225.00	-	8,766,225.00	8,311,072.70	317,226.21

DEDICATED ASSESSMENT BUDGET

14. DEDICATED REVENUES FROM	FCOA	Anticipated		Realized in Cash 2017
		2018	2017	
Assessment Cash	51-101			
Deficit (General Budget)	51-885			
Total Assessment Revenues	51-899	-	-	-
15. APPROPRIATIONS FOR ASSESSMENT DEBT	FCOA	Appropriated		Expended 2017 Paid or Charged
		2018	2017	
Payment of Bond Principal	51-920			
Payment of Bond Anticipation Notes	51-925			
Total Assessment Appropriations	51-999	-	-	-

DEDICATED WATER UTILITY ASSESSMENT BUDGET

14. DEDICATED REVENUES FROM	FCOA	Anticipated		Realized in Cash 2017
		2018	2017	
Assessment Cash	52-101			
Deficit Water Utility Budget	52-885			
Total Water Utility Assessment Revenues	52-899	-	-	-
15. APPROPRIATIONS FOR ASSESSMENT DEBT	FCOA	Appropriated		Expended 2017 Paid or Charged
		2018	2017	
Payment of Bond Principal	52-920			
Payment of Bond Anticipation Notes	52-925			
Total Water Utility Assessment Appropriations	52-999	-	-	-

DEDICATED ASSESSMENT BUDGET		UTILITY		
14. DEDICATED REVENUE FROM	FCOA	2018	2017	Realized In Cash 2017
Assessment Cash	53-101			
Deficit (_____)	53-885			
Total _____ Assessment Revenues	53-899	-	-	-
				Expended 2017 Paid or Charged
15. APPROPRIATIONS FOR ASSESSMENT DEBT	FCOA	2018	2017	
Payment of Bond Principal	53-920			
Payment of Bond Anticipation Notes	53-925			
Total _____ Utility Assessment Appropriations	53-999	-	-	-

Dedication by Rider- (N.J.S. 40a:4-39) The dedicated revenues anticipated during the year 2018 from Animal Control; State or Federal Aid for Maintenance of Libraries, Bequest, Escheat; Federal Grant; Construction Code Fees Due Hackensack Meadowlands Development Commission; Outside Employment of Off-Duty Municipal Police Officers; Unemployment Compensation Insurance; Reimbursement of Sale of Gasoline to State Automobiles; State Training Fees - Uniform Construction Code Act; Older Americans Act - Program Contributions; Municipal Alliance on Alcoholism and Drug Abuse - Program Income; Housing and Community Development Act of 1974; Self Insurance Programs; Developer's Escrow Fund; Disposal of Forfeited Property; Open Space, Recreation, Farmland and Historic Preservation; Municipal Public Defender; Commodity Resale System; Uniform Fire Safety Act Penalty Monies; Strom Recovery Trust Fund P.L. 2013, Ch. 271; Accumulated Absences; Developers Fees - Housing Trust Funds P.L. 1985, Ch. 222; Recreation Trust Fund P.L. 1999 Ch. 292; Street Opening Trust; Older Americans Act Donations; Special Law Enforcement Trust Fund; Federal Law Enforcement Trust; Parking Offences Adjudication Act P.L. 1989, Ch. 137

are hereby anticipated as revenue and are hereby appropriated for the purposes to which said revenue is dedicated by statute or other legal requirement.

(Insert additional appropriate titles in space above when applicable, if resolution for rider has been approved by the Director)

APPENDIX TO BUDGET STATEMENT

CURRENT FUND BALANCE SHEET - DECEMBER 31, 2017

ASSETS		
Cash and Investments	1110100	19,032,876.97
Due from State of N.J.(c20,P.L. 1971)	1111000	
Federal and State Grants Receivable	1110200	893,081.59
Receivables with Offsetting Reserves:	xxxxxxxxx	xxxxxxxxxxxxx
Taxes Receivable	1110300	825,592.16
Tax Title Liens Receivable	1110400	95,091.06
Property Acquired by Tax Title Lien Liquidation	1110500	688,300.00
Other Receivables	1110600	28,256.22
Deferred Charges Required to be in 2018 Budget	1110700	
Deferred Charges Required to be in Budgets Subsequent to 2018	1110800	
Total Assets	1110900	21,563,198.00

LIABILITIES, RESERVES AND SURPLUS

*Cash Liabilities	2110100	15,678,619.50
Reserves for Receivables	2110200	1,630,001.29
Surplus	2110300	4,254,577.21
Total Liabilities, Reserves and Surplus		21,563,198.00

School Tax Levy Unpaid	2220110	33,405,993.69
Less School Tax Deferred	2220200	28,024,856.72
*Balance Included in Above		
"Cash Liabilities"	2220300	5,381,136.97

COMPARATIVE STATEMENT OF CURRENT FUND OPERATIONS AND CHANGE IN CURRENT SURPLUS

		YEAR 2017	YEAR 2016
Surplus Balance, January 1st	2310100	3,607,687.80	2,265,775.80
CURRENT REVENUE ON A CASH BASIS			
Current Taxes			
*(Percentage collected: 2017 99.04%, 2016 98.90%)	2310200	93,126,657.72	92,054,528.00
Delinquent Taxes	2310300	965,332.98	892,357.00
Other Revenues and Additions to Income	2310400	7,927,029.95	8,655,945.00
Total Funds	2310500	105,626,708.45	103,868,605.80
EXPENDITURES AND TAX REQUIREMENTS:			
Municipal Appropriations	2310600	20,103,115.79	20,095,383.00
School Taxes (Including Local and Regional)	2310700	66,926,228.00	65,798,348.00
County Taxes(Including Added Tax Amounts)	2310800	13,501,413.51	13,420,969.00
Special District Taxes	2310900	751,924.67	903,007.00
Other Expenditures and Deductions from Income	2311000	89,449.27	43,211.00
Total Expenditures and Tax Requirements	2311100	101,372,131.24	100,260,918.00
Less: Expenditures to be Raised by Future Taxes	2311200		
Total Adjusted Expenditures and Tax Requirements	2311300	101,372,131.24	100,260,918.00
Surplus Balance - December 31st	2311400	4,254,577.21	3,607,687.80

*Nearest even percentage may be used

Proposed Use of Current Fund Surplus in 2018 Budget

Surplus Balance December 31, 2017	2311500	4,254,577.21
Current Surplus Anticipated in 2018 Budget	2311600	2,498,500.00
Surplus Balance Remaining	2311700	1,756,077.21

(Important: This appendix must be included in advertisement of budget.)

2018

CAPITAL BUDGET AND CAPITAL IMPROVEMENT PROGRAM

This section is included with the Annual Budget pursuant to N.J.S.C. 5:30-4. It does not in itself confer any authorization to raise or expend funds. Rather it is a document used as part of the local unit's planning and management program. Specific authorization to expend funds for purposes described in this section must be granted elsewhere, by a separate bond ordinance, by inclusion of a line item in the Capital Improvement Section of this budget, by an ordinance taking the money from the Capital Improvement Fund, or other lawful means.

CAPITAL BUDGET

- A plan for all capital expenditures for the current fiscal year.

If no Capital Budget is included, check the reason why:

Total capital expenditures this year do not exceed \$25,000, including appropriations for Capital Improvement Fund, Capital Line Items and Down Payments on Improvements.

No bond ordinances are planned this year.

CAPITAL IMPROVEMENT PROGRAM

- A multi-year list of planned capital projects, including the current year.

Check appropriate box for number of years covered, including current year:

3 years. (Population under 10,000)

6 years. (Over 10,000 and all county governments)

____years. (Exceeding minimum time period)

Check if municipality is under 10,000, has not expended more than \$25,000 annually for capital purposes in immediately previous three years, and is not adopting CIP.

NARRATIVE FOR CAPITAL IMPROVEMENT PROGRAM

The Capital Projects identified herein reflect the plans of the governing body and will only become effective upon successful passage of the applicable ordinances.

CAPITAL BUDGET (Current Year Action)

Local Unit

Township of Medford

1 PROJECT TITLE	2 PROJECT NUMBER	3 ESTIMATED TOTAL COST	4 AMOUNTS RESERVED IN PRIOR YEARS	PLANNED FUNDING SERVICES FOR CURRENT YEAR - 2018					6 TO BE FUNDED IN FUTURE YEARS
				5a 2018 Budget Appropriations	5b Capital Improvement Fund	5c Capital Surplus	5d Grants in Aid and Other Funds	5e Debt Authorized	
GENERAL IMPROVEMENTS:									
Purchase of Computer Equipment for Municipal Offices		15,000.00			750.00			14,250.00	
Purchase of Police Communications/Gen Equipment		37,000.00			1,850.00			35,150.00	
Purchase of Public Safety Vehicles and Equipment		205,500.00			10,275.00			195,225.00	
Purchase of Public Safety Fire Equipment		80,600.00			4,030.00			76,570.00	
Purchase of Uniform Fire Vehicles and Equipment		40,000.00			2,000.00			38,000.00	
Improvements to Municipal Buildings		6,247,000.00			312,350.00			5,934,650.00	
Road and Bikeway Improvement Program		3,060,000.00			153,000.00		460,000.00	2,447,000.00	
Purchase of Public Works Vehicles and Equipment		216,000.00			10,800.00			205,200.00	
Parks and Recreational Improvements		330,000.00			6,500.00		200,000.00	123,500.00	
Purchase of Land		650,000.00			32,500.00			617,500.00	
Total General Improvements		10,881,100.00	-	-	534,055.00	-	660,000.00	9,687,045.00	-
WATER AND SEWER IMPROVEMENTS:									
Improvements to Water Distribution and Storage System		100,000.00			100,000.00			-	
Improvements to Wastewater Treatment Plant		1,036,500.00			1,036,500.00			-	
Improvements to Wastewater Collection System		470,000.00			43,068.00			426,932.00	
Utility Road Improvement Program		100,000.00						100,000.00	
Improvements to Water, Wastewater Telemetry and Controls		100,000.00						100,000.00	
Improvements to Water Treatment/Wells		320,000.00						320,000.00	
Total Water and Sewer Improvements		2,126,500.00	-	-	1,179,568.00	-	-	946,932.00	-
TOTAL - ALL PROJECTS	33-199	13,007,600.00	-	-	1,713,623.00	-	660,000.00	10,633,977.00	-

6 YEAR CAPITAL PROGRAM 2018 - 2023
Anticipated Project Schedule and Funding Requirements

Local Unit

Township of Medford

PROJECT TITLE	2 PROJECT NUMBER	3 ESTIMATED TOTAL COSTS	4 ESTIMATED COMPLETION TIME	5a 2018	5b 2019	5c 2020	5d 2021	5e 2022	5f 2023
GENERAL IMPROVEMENTS:		-							
Purchase of Computer Equipment for Municipal Offices		55,000.00		15,000.00		20,000.00	20,000.00	-	-
Purchase of Police Communications/Gen Equipment		516,300.00		37,000.00	113,900.00	73,100.00	41,800.00	205,500.00	45,000.00
Purchase of Public Safety Vehicles and Equipment		745,500.00		205,500.00	105,000.00	107,500.00	110,000.00	112,500.00	105,000.00
Purchase of Public Safety Fire Equipment		250,600.00		80,600.00	30,000.00	30,000.00	30,000.00	30,000.00	50,000.00
Purchase of Uniform Fire Vehicles and Equipment		120,000.00		40,000.00	-	40,000.00	40,000.00	-	-
Improvements to Municipal Buildings		9,447,000.00		6,247,000.00	2,500,000.00	200,000.00	300,000.00	100,000.00	100,000.00
Road and Bikeway Improvement Program		13,060,000.00		3,060,000.00	2,000,000.00	1,500,000.00	2,500,000.00	2,000,000.00	2,000,000.00
Purchase of Public Works Vehicles and Equipment		1,516,000.00		216,000.00	400,000.00	300,000.00	250,000.00	200,000.00	150,000.00
Parks and Recreational Improvements		1,130,000.00		330,000.00	250,000.00	100,000.00	200,000.00	100,000.00	150,000.00
Purchase of Land		650,000.00		650,000.00	-	-	-	-	-
Purchase of Court Security Systems and Equipment		50,000.00		-	50,000.00	-	-	-	-
Purchase Vehicle - Admin/Construction Department		60,000.00		-	30,000.00	-	30,000.00	-	-
Acquisition of Fire Vehicles/Apparatus		1,485,000.00		-	50,000.00	135,000.00	50,000.00	1,250,000.00	-
Acquisition of Emergency Response Vehicle		435,000.00		-	210,000.00	-	-	225,000.00	-
Purchase of Public Safety EMS Equipment		30,000.00		-	-	-	-	-	30,000.00
Total General Improvements		29,550,400.00		10,881,100.00	5,738,900.00	2,505,600.00	3,571,800.00	4,223,000.00	2,630,000.00
WATER AND SEWER IMPROVEMENTS:									
Improvements to Water Distribution and Storage System		1,825,000.00		100,000.00	425,000.00	300,000.00	400,000.00	500,000.00	100,000.00
Improvements to Wastewater Treatment Plant		2,136,500.00		1,036,500.00	200,000.00	100,000.00	200,000.00	100,000.00	500,000.00
Improvements to Wastewater Collection System		1,570,000.00		470,000.00	100,000.00	100,000.00	200,000.00	200,000.00	500,000.00
Utility Road Improvement Program		350,000.00		100,000.00	25,000.00	50,000.00	50,000.00	25,000.00	100,000.00
Improvements to Water, Wastewater Telemetry and Controls		1,100,000.00		100,000.00	1,000,000.00	-	-	-	-
Improvements to Water Treatment/Wells		720,000.00		320,000.00	-	100,000.00	-	200,000.00	100,000.00
Total Water and Sewer Improvements		7,701,500.00		2,126,500.00	1,750,000.00	650,000.00	850,000.00	1,025,000.00	1,300,000.00
TOTAL - ALL PROJECTS	33-299	37,251,900.00		13,007,600.00	7,488,900.00	3,155,600.00	4,421,800.00	5,248,000.00	3,930,000.00

**6 YEAR CAPITAL PROGRAM 2018 - 2023
SUMMARY OF ANTICIPATED FUNDING SOURCES AND AMOUNTS**

Local Unit

Township of Medford

1 PROJECT TITLE	2 Estimated Total Cost	BUDGET APPROPRIATIONS		4 Capital Improve- ment Fund	5 Capital Surplus	6 Grants-in- Aid and Other Funds	BONDS AND NOTES			
		3a Current Year 2018	3b Future Years				7a General	7b Self Liquidating	7c Assessment	7d School
GENERAL IMPROVEMENTS:										
Purchase of Computer Equipment for Municipal Offices	55,000.00			2,750.00			52,250.00			
Purchase of Police Communications/Gen Equipment	516,300.00			25,815.00			490,485.00			
Purchase of Public Safety Vehicles and Equipment	745,500.00			37,275.00			708,225.00			
Purchase of Public Safety Fire Equipment	250,600.00			12,530.00			238,070.00			
Purchase of Uniform Fire Vehicles and Equipment	120,000.00			6,000.00			114,000.00			
Improvements to Municipal Buildings	9,447,000.00			472,350.00			8,974,650.00			
Road and Bikeway Improvement Program	13,060,000.00			630,000.00		460,000.00	11,970,000.00			
Purchase of Public Works Vehicles and Equipment	1,516,000.00			75,800.00			1,440,200.00			
Parks and Recreational Improvements	1,130,000.00			46,500.00		200,000.00	883,500.00			
Purchase of Land	650,000.00			32,500.00			617,500.00			
Purchase of Court Security Systems and Equipment	50,000.00			2,500.00			47,500.00			
Purchase Vehicle - Admin/Construction Department	60,000.00			3,000.00			57,000.00			
Acquisition of Fire Vehicles/Apparatus	1,485,000.00			74,250.00			1,410,750.00			
Acquisition of Emergency Response Vehicle	435,000.00			21,750.00			413,250.00			
Purchase of Public Safety EMS Equipment	30,000.00			1,500.00			28,500.00			
Total General Improvements	29,550,400.00	-	-	1,444,520.00	-	660,000.00	27,445,880.00	-	-	-
WATER AND SEWER IMPROVEMENTS:										
Improvements to Water Distribution and Storage System	1,825,000.00			100,000.00				1,725,000.00		
Improvements to Wastewater Treatment Plant	2,136,500.00			1,036,500.00				1,100,000.00		
Improvements to Wastewater Collection System	1,570,000.00			43,068.00				1,526,932.00		
Utility Road Improvement Program	350,000.00							350,000.00		
Improvements to Water, Wastewater Telemetry and Controls	1,100,000.00							1,100,000.00		
Improvements to Water Treatment/Wells	720,000.00							720,000.00		
Total Water and Sewer Improvements	7,701,500.00	-	-	1,179,568.00	-	-	-	6,521,932.00	-	-
TOTAL - ALL PROJECTS 33-399	37,251,900.00	-	-	2,624,088.00	-	660,000.00	27,445,880.00	6,521,932.00	-	-

SECTION 2 - UPON ADOPTION FOR YEAR 2018
 (Only to be Included in the Budget as Finally Adopted)

RESOLUTION

Be it Resolved by the Township Council of the Township of Medford,
 County of Burlington, that the budget hereinbefore set forth is hereby adopted and
 shall constitute an appropriation for the purposes stated of the sums therein set forth as appropriations, and authorization of the amount of:

- (a)\$ 12,289,930.68 (Item 2 below) for municipal purposes, and
- (b)\$ - (Item 3 below) for school purposes in Type I School District only (N.J.S. 18A:9-2) to be raised by taxation and,
- (c)\$ - (Item 4 below) to be added to the certificate of amount to be raised by taxation for local school purposes in
 Type II School Districts only (N.J.S. 18A:9-3) and certification to the County Board of Taxation of
 the following summary of general revenues and appropriations.
- (d)\$ 726,494.00 (Sheet 43) Open Space, Recreation, Farmland and Historic Preservation Trust Fund Levy
- (e)\$ - (Item 5 below) Minimum Library Tax

RECORDED VOTE
 (Insert last name)

Ayes:

Watson
 Buoni
 Czekay
 Denn
 Rebstock

Nays:

Abstained:

Absent:

SUMMARY OF REVENUES

1. General Revenues

Surplus Anticipated	08-100	2,498,500.00
Miscellaneous Revenues Anticipated	13-099	5,291,538.97
Receipts from Delinquent Taxes	15-499	583,000.00
2. AMOUNT TO BE RAISED BY TAXATION FOR MUNICIPAL PURPOSES (Item 6(a), Sheet 11)	07-190	12,289,930.68
3. AMOUNT TO BE RAISED BY TAXATION FOR _SCHOOLS IN TYPE I SCHOOL DISTRICTS ONLY:		
Item 6, Sheet 42	07-195	-
Item 6(b), Sheet 11 (N.J.S. 40A:4-14)	07-191	-
Total Amount to be Raised by Taxation for Schools in Type I School Districts Only		-
4. To Be Added TO THE CERTIFICATE FOR AMOUNT TO BE RAISED BY TAXATION FOR _SCHOOLS IN TYPE II SCHOOL DISTRICTS ONLY:		
Item 6(b), Sheet 11 (N.J.S. 40A:4-14)	07-191	-
5. AMOUNT TO BE RAISED BY TAXATION MINIMUM LIBRARY LEVY	07-192	-
Total Revenues	13-299	20,662,969.65

SUMMARY OF APPROPRIATIONS

5. GENERAL APPROPRIATIONS		
Within "CAPS"	XXXXXXXXXX	XXXXXXXXXXXXXXXXXX
(a&b) Operations including Contingent	34-201	\$ 13,627,182.00
(e) Deferred Charges and Statutory Expenditures - Municipal	34-209	\$ 1,598,708.00
(g) Cash Deficit	46-885	\$ -
Excluded from "CAPS"	XXXXXXXXXX	XXXXXXXXXXXXXXXXXX
(a) Operations - Total Operations Excluded from "CAPS"	34-305	\$ 720,283.97
(c) Capital Improvements	44-999	\$ 534,055.00
(d) Municipal Debt Service	45-999	\$ 3,256,183.00
(e) Deferred Charges - Municipal	46-999	\$ -
(f) Judgments	37-480	\$ -
(n) Transferred to Board of Education for Use of Local Schools (N.J.S. 40:48-17.1 & 17.3)	29-405	\$ -
(g) Cash Deficit	46-885	\$ -
(k) For Local District School Purposes	29-410	\$ -
(m) Reserve for Uncollected Taxes (Include Other Reserves if Any)	50-899	\$ 926,557.68
6. SCHOOL APPROPRIATIONS - TYPE I SCHOOL DISTRICTS ONLY (N.J.S. 40A:4-13)	07-195	\$ -
Total Appropriations	34-499	\$ 20,662,969.65

It is hereby certified that the within budget is a true copy of the budget finally adopted by resolution of the Governing Body on the 17th day of April, 2018. It is further certified that each item of revenue and appropriation is set forth in the same amount and by the same title as appeared in the 2018 approved budget and all amendments thereto, if any, which have been previously approved by the Director of Local Government Services.

Certified by me this 17th day of April, 2018 [Signature], Clerk

LOCAL UNIT Township of Medford COUNTY/MUNICIPAL OPEN SPACE, RECREATION, FARMLAND AND HISTORIC PRESERVATION TRUST FUND

DEDICATED REVENUES FROM TRUST FUND	FCOA	Anticipated		Realized in Cash	APPROPRIATIONS	FCOA	Appropriated		Expended 2017	
		2018	2017	2017			2018	2017	Paid or Charged	Reserved
Amount To Be Raised By Taxation	54-190	726,494.00	746,275.00	751,924.67	Development of Lands for Recreation and Conservation:		xxxxxxx	xxxxxxx	xxxxxxx	xxxxxxx
					Salaries & Wages	54-385-1				-
Interest Income	54-113	7,000.00	7,000.00	12,755.29	Other Expenses	54-385-2				-
					Maintenance of Lands for Recreation and Conservation:		xxxxxxx	xxxxxxx	xxxxxxx	xxxxxxx
Reserve for Future Use	54-114	200,320.00			Salaries & Wages	54-375-1	141,477.00	113,307.00	113,062.80	244.20
					Other Expenses	54-375-2	195,000.00	162,134.00	155,188.88	6,945.12
					Historic Preservation:		xxxxxxx	xxxxxxx	xxxxxxx	xxxxxxx
					Salaries & Wages	54-176-1				-
					Other Expenses	54-176-2				-
										-
					Acquisition of Lands for Recreation and Conservation:	54-915-2				-
Total Trust Fund Revenues	54-299	933,814.00	753,275.00	764,679.96	Acquisition of Farmland	54-916-2	-	60,000.00	25,582.24	34,417.76
<i>Summary of Program</i>					Down Payments on Improvements	54-906-2	-	100,000.00		100,000.00
Year Referendum Passed/Implemented:			7/1/1998 (Date)		Debt Service:		xxxxxxx	xxxxxxx	xxxxxxx	xxxxxxx
Rate Assessed:		\$	0.024		Payment of Bond Principal	54-920-2	353,113.00	253,679.00	253,677.42	xxxxxxx
Total Tax Collected to date		\$			Interest on Bonds	54-930-2	180,664.00	18,628.00	18,024.88	xxxxxxx
Total Expended to date:		\$			Payment of Loan Principal	54-940-2	61,999.00			xxxxxxx
Total Acreage Preserved to date			(Acres)		Interest on Loans	54-940-2	1,561.00			xxxxxxx
Recreation land preserved in 2017 :			(Acres)		Reserve for Future Use	54-950-2	-	45,527.00		-
Farmland preserved in 2017 :			(Acres)		Total Trust Fund Appropriations:	54-499	933,814.00	753,275.00	565,536.22	141,607.08

**Annual List of Change Orders Approved
Pursuant to N.J.A.C. 5:30-11**

Contracting Unit: Township of Medford

Year Ending: 12/31/2017

The following is a complete list of all change orders which caused the originally awarded contract price to be exceeded by more than 20 percent. For regulatory details please consult N.J.A.C. 5:30-11.1 et. Seq. Please identify each change order by name of the project.

1 NONE

2

3

4

For each change order listed above, submit with introduced budget a copy of the governing body resolution authorizing the change order and an Affidavit of Publication for the newspaper notice required by N.J.A.C. 5:30-11.9(d). (Affidavit must include a copy of the newspaper notice.)

If you have not had a change order exceeding the 20 percent threshold for the year indicated above, please check here and certify below.

3/22/18
Date

[Signature]
Clerk of the Governing Body

**COMPUTATION OF APPROPRIATION:
RESERVE FOR UNCOLLECTED TAXES AND
AMOUNT TO BE RAISED BY TAXATION
IN 2018 MUNICIPAL BUDGET**

	YEAR 2018	YEAR 2017
1. Total General Appropriations for 2018 Municipal Budget Statement Item 8 (L) (Exclusive of Reserve for Uncollected Taxes)	80015- 19,736,411.97	XXXXXXXXXX
2. Local District School Tax - Actual	80016- 46,100,000.00	XXXXXXXXXX
Estimate**	80017-	XXXXXXXXXX
3. Regional School District Tax - Actual	80025-	XXXXXXXXXX
Estimate*	80026-	XXXXXXXXXX
4. Regional High School Tax - Actual	80018-	XXXXXXXXXX
Estimate*	80019- 23,400,000.00	XXXXXXXXXX
5. County Tax Actual	80020-	XXXXXXXXXX
Estimate*	80021- 14,000,000.00	XXXXXXXXXX
6. Special District Taxes Actual	80022-	XXXXXXXXXX
Estimate*	80023- -	XXXXXXXXXX
7. Municipal Open Space Tax Actual	80027- 726,494.00	XXXXXXXXXX
Estimate*	80028-	XXXXXXXXXX
8. Total General Appropriations & Other Taxes	80024-01 103,962,905.97	
9. Less: Total Anticipated Revenues from 2018 in Municipal Budget (Item 5)	80024-02 8,373,038.97	
10. Cash Required from 2018 Taxes to Support Local Municipal Budget and Other Taxes	80024-03 95,589,867.00	
11. Amount of item 10 Divided by Equals Amount to be Raised by Taxation (Percentage used must not exceed the applicable percentage shown by Item 13, Sheet 22)	80024-04 [820034-04] 99.04%	
Analysis of Item 11: Local District School Tax (Amount Shown on Line 2 Above)	46,100,000.00	
Regional School District Tax (Amount Shown on Line 3 Above)	-	
Regional High School Tax (Amount Shown on Line 4 Above)	23,400,000.00	
County Tax (Amount Shown on Line 5 Above)	14,000,000.00	
Special District Tax (Amount Shown on Line 6 Above)	-	
Municipal Open Space Tax (Amount Shown on Line 7 Above)	726,494.00	
Tax in Local Municipal Budget	12,289,930.68	
Total Amount (see Line 11)	96,516,424.68	
12. Appropriation: Reserve for Uncollected Taxes (Budget Statement, Item 8 (M) (Item 11, Less Item 10) Computation of "Tax in Local Municipal Budget" Item 1 - Total General Appropriations	80024-06 926,557.68	Note: The amount of anticipated rev- enues (Item 9) may never exceed the total of Items 1 and 12.
Item 12 - Appropriation: Reserve for Uncollected Taxes	19,736,411.97	
Sub-Total	926,557.68	
Less: Item 9 - Total Anticipated Revenues	20,662,969.65	
Amount to be Raised by Taxation in Municipal Budget 80024-07	8,373,038.97	
	12,289,930.68	

* Must not be stated in an amount less than actual Tax of year 2017.

** May not be stated in an amount less than proposed budget submitted by the Local Board of Education to the Commissioner of Education on January 15, 2012 (Chap. 136, P.L. 1978). Consideration must be given to calendar year calculation.